



# Art Learning Journey

## Primary

Style: Textiles	Style: Drawing	Style: Painting
Style: 3D/ Sculpture	Style: Printmaking	Style: Collage

**LEARNED SKILLS**  
 \*To make detailed, analytical observational drawings.  
 \*To enlarge own drawings and use selected media to develop work.  
 \*To discuss, review and modify work.  
 \*To use an OHP to enlarge a selected photographic portrait.  
 \*To understand the visual element of tone.

### Painting – Patrick Heron



**LEARNED SKILLS**  
 \*To explore ideas in response to the work of Patrick Heron.  
 \*To develop ideas in sketchbooks.  
 \*To apply their knowledge and understanding of line, shape, colour and texture in developing a response to the work of **Patrick Heron**.  
 \*To focus on line and contour in recording from direct observation.  
 \*To respond to **Patrick Caulfield's** use of contour and flat colour.

**LEARNED SKILLS**  
 \*To select and develop ideas, from direct observation.  
 \*To use natural form as a starting point.  
 \*To develop unique state prints using Press Print reduction blocks and coloured tissue.  
 \*To develop unique state prints using Press Print reduction blocks and coloured tissue.

### Print Making – Chinwe Chukwuogoroy



### Collage - Collaged response to Gustav Klimt



**LEARNED SKILLS**  
 \*To respond to the work of **Gustav Klimt**.  
 \*To collect visual information to help develop ideas using a sketchbook.  
 \*To combine visual and tactile qualities of materials and match these to the purpose of their work.  
 \*To use a variety of methods and approaches to communicate ideas.

\*To collect and select visual information and develop ideas.  
 \*To use relief printed textile processes to communicate their ideas and observations.  
 \*To adapt work according to their views.  
 \*To investigate, collect and select visual information from **Hundertwasser** images to develop ideas.  
 \*To collect visual information to help develop ideas.

### Textiles - Jean



### 3D sculpture – Henry Moore

**LEARNED SKILLS**  
 \*To respond to the reclining figure work of **Henry Moore**. To observe the figure from a range of viewpoints.  
 \*To respond to the **mother and child** work of **Henry Moore**. To adapt and improve their work as it progresses. To compare and comment on their own and others' work.  
 \*To research the work of craftspeople and designers working in different times and cultures as a starting point for making a series of clay pendants.


### Drawing: Suggested artists on planning



Year six progression

**LEARNED SKILLS**  
 \*To use a natural form as a starting point for imaginative drawings.  
 \*To select and enlarge drawings and use a variety of mark makers to develop work.

### Drawing: Frank Hundertwasser



**LEARNED SKILLS**  
 \*To produce a reduction block print using pressprint.  
 \*To produce a reduction print block using Press Print.  
 \*To discuss work as it progresses and develop ideas.  
 \*To produce a reduction block print using Press Print.




### Print Making – Rothenstein

**LEARNED SKILLS**  
 \*To investigate and combine visual and tactile materials and processes to explore ideas for different purposes.  
 \*To use a viewfinder to select and record from firsthand observation.

### Collage - Dale Devereux-Barker



**LEARNED SKILLS**  
 \*To use a variety of methods and approaches to make a hanging.  
 \*To compare ideas in their own and others' work.



### Textiles - Foster / Gaudi / North American

**LEARNED SKILLS**  
 \*To respond to the figurative sculptures of **Alberto Giacometti**.  
 \*To produce sculptural forms in response to the work of **Alberto Giacometti**.



### 3D sculpture - Alberto Giacometti

Year five progression




### Painting - Chris Ofili / Fauvist Paintings

**LEARNED SKILLS**  
 \*To review and modify work as it progresses.  
 \*To mix, match and extend colours and patterns.



**Drawing: Bridget Riley, John Brunsdon**



**LEARNED SKILLS**  
 \*To use landscape as a starting point for artwork.  
 \*To respond to the work of **John Brunsdon**.

**LEARNED SKILLS**  
 \*To experiment with the application of colours.  
 \*To make practical responses to the work of **Georgia O'Keefe**.  
 \*To compare ideas and approaches. To adapt and develop sketchbook work.

**O'Keefe, J.M.W. Turner**



**Print Making – African Prints**

**LEARNED SKILLS**  
 \*To investigate African printmaking.  
 \*To explore and develop designs using sketchbooks.  
 \*To transpose designs into monoprints.



**LEARNED SKILLS**  
 \*To respond to the work of **Henri Matisse**.  
 \*To investigate and combine the visual qualities of materials and processes and match these to the purpose of their work.

**Collage – Henri Matisse**



**Textiles – Michael Brennard-Wood.**

**LEARNED SKILLS**  
 \*To investigate materials and processes in producing a monoprint on fabric.

**LEARNED SKILLS**  
 \*To reference work from other times, styles and cultures.  
 \*To collaborate with others on 3D projects.

**Shoes from brown tape**



Year four progression

**Drawing: Van Gogh, Islamic patterns**

**LEARNED SKILL**  
 \*To select and develop part of an image.  
 \*To develop work using own images as a starting point with a focus on pattern, line and shape. \*To discuss work and identify areas for development.



**Painting: Scully, Constable, Turner, Lanyon, Hambling**



**LEARNED SKILLS**  
 \*To make practical responses to the work artist of **Sean Scully**.  
 \*To identify and recognise his use of stripes and blocks of colour.  
 \*To experiment with the techniques of 'tonking' and 'sgraffito'.

**LEARNED SKILLS**  
 \*To select colours and surfaces to develop ideas.  
 \*To review what they and others have done.  
 \*To record and reflect in sketchbooks.

**Print Making – Klee / Vasarely / Matisse**



**"Collage" Art design**



**LEARNED SKILLS**  
 \*Respond to the work of **Henri Matisse**.  
 \*To investigate positive & negative images.  
 \*To adapt their work according to their views.



**"Exploring patterns" Textiles**

**LEARNED SKILLS**  
 \*To surface print collograph blocks onto fabric squares.  
 \*Adapt their work and develop it further.  
 \*To collect visual and other information to develop their ideas using sketchbooks and ICT.

**LEARNED SKILLS**  
 \*To modify work according to views and describe further developments. \*To transfer designs onto a 3D artefact.  
 \*To roll and form clay slabs and inlay different coloured clays.



**"Hodgkin" 3D Sculptures**

Year three progression

**DRAWING – SAMPLE OF SKILLS DEVELOPED**

- \* Oil pastels, chalks, wax crayons, papers of varying sizes, sketch books, brusho
- \*Exploring mark making
- \*Make tools for mark making
- \*Finger Drawing
- \*Hairy McClary and Friends
- \*Marks in response to music
- \*Marks onto a prepared surface
- \*Imagination - The Owl Who was Afraid of the Dark
- \*Collecting shapes and using marks to show texture
- \*Drawing from different angles

**PAINTING – SAMPLE OF SKILLS DEVELOPED**

- \*Thick and Thin
- \*King Cuthbert's Birthday
- \*Spots on the Tummy
- \*Paint Mixing - The Princess and The Pea
- \*Jasper Johns – Zero through Nine
- \*Wassily Kandinsky
- \*Handwriting patterns
- \*Wilberforce the Frog
- \*Anthony Frost
- \*Painting Surfaces
- \*Working from Imagination – The Quangle Wangle's Hat by Edward Lear.

**PRINT MAKING – SAMPLE OF SKILLS DEVELOPED**

- \*Printing with Primary Colours
- \*Negative Stencil printing
- \*Combine print making techniques
- \*Clay Slab block printing
- \*Collograph block
- \*Printing from a collograph block
- \*Positive and negative stencils
- \*Multiples
- \*Clay Slab prints using three colours
- \*Modifying prints adding layers of colour and tissue
- \*Direct prints
- \*Printed designs

**COLLAGE – SAMPLE OF SKILLS**

- Andy Goldsworthy – lines
- \*Richard Long – Circles
- \*Patrick Heron
- \*Building a Bird's Nest
- \*Selecting and Sorting – Letter Shape Collages
- \*Developing Work
- \*MATISSE – 'THE SNAIL'
- \*BRIDGET RILEY
- \*KURT SCHWITTERS – 'NON ART' MATERIALS

**TEXTILES – SAMPLE OF SKILLS DEVELOPED**

- \*Weaving materials and processes –Review work of artist **Michael Brennard Wood**
- \*Embellishing fabric
- \*Hangings
- \*Fabric resist squares
- \*Wrapping and knotting
- \*Fabric pegging
- \* DIP DYE - Discuss the dip dye process.
- \*RUBBINGS - Review each other's dip dyes from earlier sessions.
- \*INDIAN RELIEF PRINTING BLOCKS
- \*RELIEF BLOCKS
- \*PRINTING RELIEF BLOCKS
- \*CARD WRAPS

**3D SCULPTURE – SAMPLE OF SKILLS DEVELOPED**

- \*Using found objects to make lines
- \*Using natural objects to make lines
- \*Clay – Henry the Pebble
- \*Clay – Nancy and Wilfred
- \*Impressions in clay
- \*Plaster casts
- \*INTRODUCTION TO SIGNS AND SYMBOLS USED IN ABORIGINAL ART \*DIDGERIDOOS
- \*CLAY – KING CUTHBERT
- \*CLAY – MAGIC GARDEN
- \*CLAY – MATILDA THE HEN and the SPACE EGGS

Year one & Two progression